



GOVERNMENT AUTONOMOUS COLLEGE, PHULBANI

Report on Student's Satisfaction Survey, Structured feedback Analysis and Action Taken Report from Students for the Academic Year 2021-22

The IQAC of the institution designs and collects feedback from students to monitor and evaluate its performance quality on curriculum and curriculum related issues. The feedback forms were collected from students. Students who offered feedback were from different programmes. For students, it addressed curriculum and its learning related issues in terms of quality, competence, skills and professionalism. This feedback also considers other issues like delivery of curriculum by teachers. The following is the report based on the analysis of responses as obtained from students, as apart of Student Satisfaction Survey for the year 2021-22. The sample size for feedback from students was 100. The survey report has been analysed and approved by HOD of the concerned department, Coordinator, IQAC and Principal.

Structured dataset:

The survey on various components of overall performance and infrastructure and facilities, in terms of the numbers of responses represented in the following table,

Student Feedback on overall Institutional facilities (no.s)					
Questionnaire on quality benchmark for following components	Excellent	Very good	Good	Average	Poor
Admission Procedure	36	31	26	7	0
Fee Structure	30	35	20	11	4
Infrastructure	17	33	34	9	4
Syllabus Coverage	32	41	22	2	1
Lab facilities	10	24	28	16	9
Hostel facilities	17	29	24	11	3
Faculties	33	34	24	5	0
Quality of Support service	14	37	26	13	5
Training & Placement	9	27	22	20	16
Library	25	27	21	23	2
Overall rating of the college	22	42	24	9	2

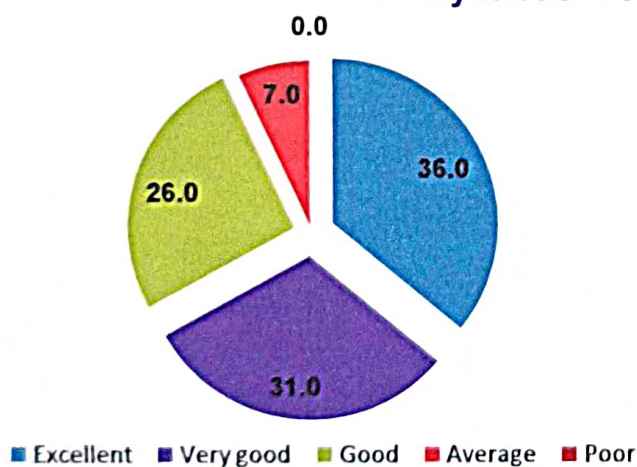
The responses obtained from the students were graded as a five-weighted scale, with 'Excellent' at the top followed by 'poor' at the bottom of the positive response. All the components expressed in percentage (%) of total response (rounded up to one decimal place) out of the total number of samples taken. The response table is as follows:

Student Feedback on overall Institutional facilities (% response)					
Questionnaire on quality benchmark for following components	Excellent	Very good	Good	Average	Poor
Admission Procedure	36.0	31.0	26.0	7.0	0.0
Fee Structure	30.0	35.0	20.0	11.0	4.0
Infrastructure	17.5	34.0	35.1	9.3	4.1
Syllabus Coverage	32.7	41.8	22.4	2.0	1.0
Lab facilities	11.5	27.6	32.2	18.4	10.3
Hostel facilities	20.2	34.5	28.6	13.1	3.6
Faculties	34.4	35.4	25.0	5.2	0.0
Quality of Support service	14.7	38.9	27.4	13.7	5.3
Training & Placement	9.6	28.7	23.4	21.3	17.0
Library	25.5	27.6	21.4	23.5	2.0
Overall rating of the college	22.2	42.4	24.2	9.1	2.0

ANALYSIS REPORT BASED ON RESPONSES FROM STUDENTS:

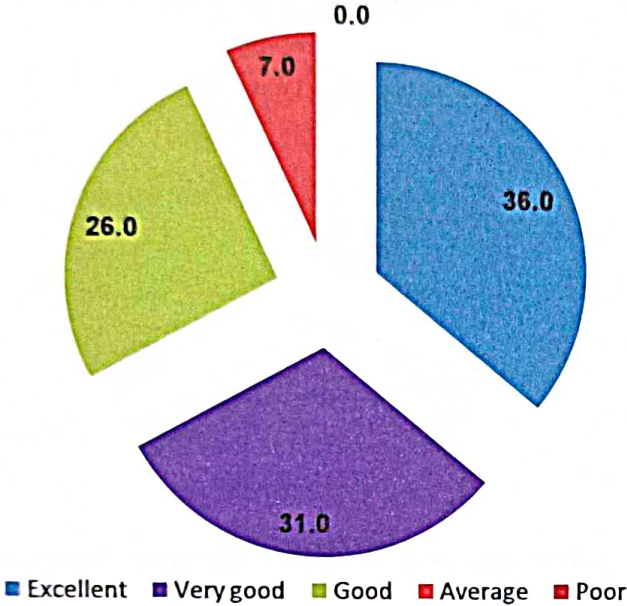
Majority of the students i.e. 34.3% considered the college as very good on the eleven parameters as listed in the analysis sheet. In curriculum aspect, 41.8% of students rated as very good followed by 32.7% of students rated as excellent regarding coverage of syllabus. About 97% of students agreed that cent percentage of syllabus covered in semesters.

Syllabus Coverage



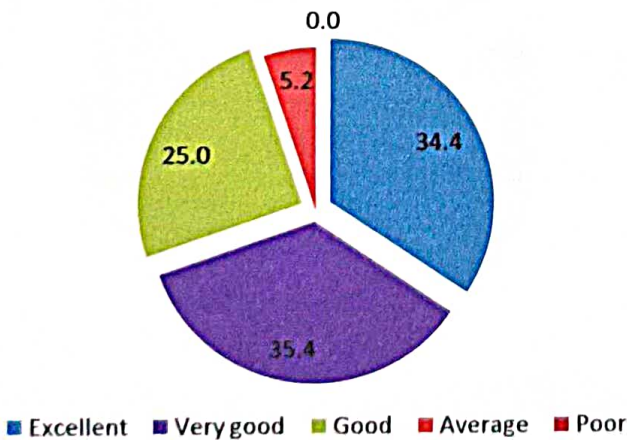
The admission procedure was well accepted by the students in terms of transparency and error free. About 67% of students rated it excellent or very good none of them rated poor.

Admission Procedure



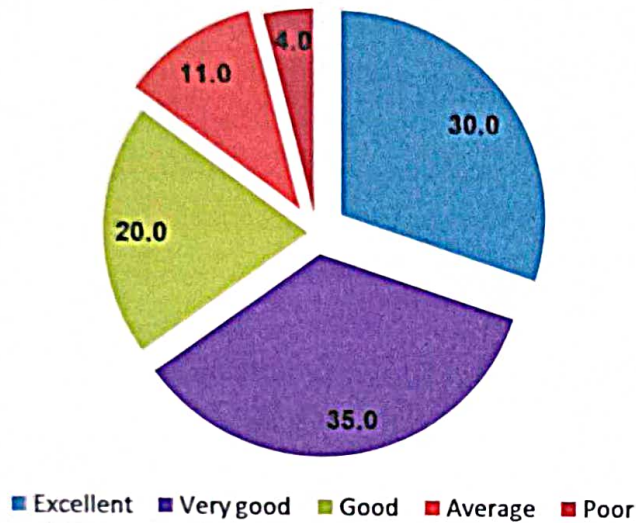
More than 69% of the students rated the faculties above the bench mark. This indicates better teaching learning and evaluation process.

Faculties



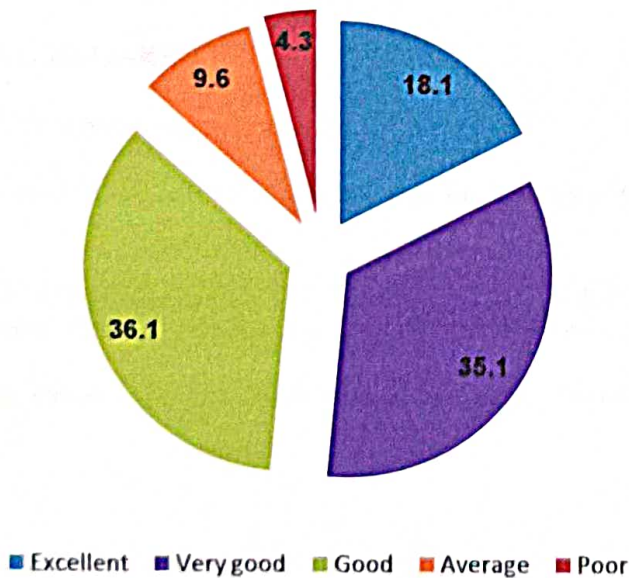
A mixed response was obtained for fee structure of the college where 85% of students were satisfied with the existing fee structure. However, 11% of students responded average and 45 responded poor regarding the fee structure. This result opined that under the component Governance, Leadership and management were marked the institution as good.

Fee Structure



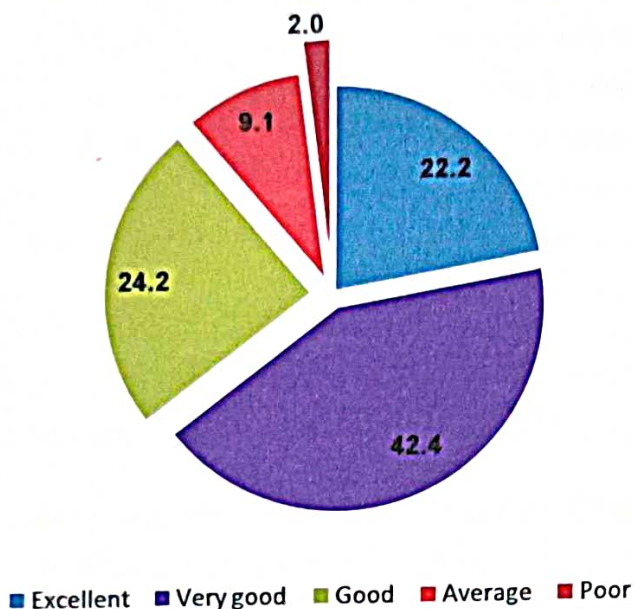
58.2% of students were satisfied with the college's laboratory facilities rating it very good and excellent and 36.1% of students rated it good.

Laboratory facilities



In infrastructure and learning resources 86.6%, in hostel facilities 83.3% and in library facility 74.5 % students marked the institution above the bench mark. The bottleneck was noticed in Lab facilities, quality support services and training and placement services of the students.

Overall rating of the college



A few of the students suggested for library and laboratory up gradation. The average overall rating of the college was very good which accounts for 34.3%. The poor rating as evaluated by the students with reference to the above components is less than 4.5% of the survey.

CONCLUDING REMARKS:

The following conclusions emerge from the above reports

1. Students are slightly dissatisfied with respect to functioning of library, training and placement and lab facilities.
2. From the above analysis, it seems that students are very much satisfied with the teaching –learning and evaluation process, especially with infrastructure, admission and quality teaching of the institution.
3. Students are somehow satisfied with student monitoring, value education and hostel facilities of this college.

SUGGESTIONS FOR FOLLOW UP MEASURES:

The following measures are being suggested as remedial measures with regard to the Student's Satisfaction Survey for the Academic Year 2021-22

1. Filling up of the vacancy position in teaching, library, and laboratory for enhancing quality of education.
2. Improvement is required for campus security, mentoring of students and student support services.
3. Career counseling cell needs to function more frequently to address career consciousness of students.
4. Regarding collection of fees, a uniform system may be developed for all type of fee payment.
5. More number ICT enabled classrooms may be developed in the college.
6. Facilities in the library need to be developed to provide utmost satisfaction of the students.

ACTION TAKEN REPORT:

The following actions are taken against the response to the Student's Satisfaction Survey for the Academic Year 2021-22.

1. Eight numbers of Assistant professors, five numbers of Lab Assistant cum Store Keeper, one PET and one Jr. Librarian have joined in the college.
2. Required numbers of guest faculties are appointed as per the existing workload.
3. Library automation using e-Granthalaya 4.0 cloud based software is started.
4. A uniform revised fee structure is implemented.
5. A new IDP building is established with 11 numbers of classrooms and a staff common room. The building is developed in collaboration with World Bank for infrastructure augmentation.


IQAC, CO-ORDINATOR

19.04.2022


PRINCIPAL

19.04.2022

Principal
Gov. Autonomous College
Phulbari